



Certificate of Analysis

Compliance Test

Client Information:

HR SUPPLIES LLC
6925 Lake Ellenor DR
SUITE 470
ORLANDO, FL 32809

Batch # 101632
Batch Date: 2025-05-13
Extracted From: Hemp

Test Reg State: Florida

Order # HRS250515-500001
Order Date: 2025-05-15
Sample # AAGS575

Sampling Date: 2025-05-17
Lab Batch Date: 2025-05-17
Completion Date: 2025-05-23

Initial Gross Weight: 77.075 g
Density: .989 g/ml
Volume: 30 ml



**Potency
Tested**



**Heavy Metals
Passed**



**Mycotoxins
Passed**



**Pesticides
Passed**



**Residual Solvents
Passed**



**Pathogenic
Passed**



**Microbiology (qPCR)
Passed**

Product Image

Delta 8/Delta 10 Potency 13 - (LCUV)

Specimen Weight: 101.760 mg

Tested

SOP13.001 (LCUV)

Analyte	LOD (mg/g)	LOQ (%)	Result (mg/ml)	(%)
Delta-8 THC	2.60E-5	0.015	28.879	2.920
CBD	5.40E-5	0.015	1.543	0.156
CBDA	1.00E-5	0.015	0.633	0.064
CBC	1.80E-5	0.015	0.465	0.047
CBN	1.40E-5	0.015	0.257	0.026
CBDV	6.50E-5	0.015	<LOQ	<LOQ
CBG	2.48E-4	0.015	<LOQ	<LOQ
CBGA	8.00E-5	0.015	<LOQ	<LOQ
Delta-10 THC	3.00E-6	0.015	<LOQ	<LOQ
Delta-9 THC	1.30E-5	0.015	<LOQ	<LOQ
Delta6a10a-THC	8.47E-5	0.015	<LOQ	<LOQ
THCA-A	3.20E-5	0.015	<LOQ	<LOQ
THCV	7.00E-6	0.015	<LOQ	<LOQ
Total Active CBD			2.121	0.212
Total Active THC			<LOQ	<LOQ



Potency Summary

Total Delta 8 2.920% 866.364 mg	Total Delta 10 None Detected
Total Active THC None Detected	Total Active CBD 0.212% 62.9 mg
Total CBG None Detected	Total CBN 0.026% 7.714 mg
Total Cannabinoids 3.213% 953.297 mg	Total DELTA-8-THC 2.92% 866.364 mg

Aixa Sun Lab Director/Principal Scientist
D.H.Sc., M.Sc., B.Sc., MT (AAB)



Definitions and Abbreviations used in this report: Total Active CBD = CBD + (CBD-A * 0.877), *Total CBDV = CBDV + (CBDVA * 0.867), Total Active THC = THCA-A * 0.877 + Delta 9 THC, Total THCV = THCV + (THCVA * 0.87), CBG Total = (CBGA * 0.878) + CBG, CBN Total = (CBNA * 0.876) + CBN, Total CBC = CBC + (CBCA * 0.877), Total THC-O-Acetate = Delta 8 THC-O-Acetate + Delta 9 THC-O-Acetate, Total THCP = Delta8-THCP + Delta9-THCP, Total Cannabinoids = Total percentage of cannabinoids within the sample. (mg/ml) = Milligrams per Milliliter, LOQ = Limit of Quantitation, LOD = Limit of Detection, Dilution = Dilution Factor, (ppb) = Parts per Billion, (%) = Percent, (cfu/g) = Colony Forming Unit per Gram, (µg/g) = Microgram per Gram, (ppm) = Parts per Million, (ppm) = (µg/g), (aw) = Water Activity, (mg/kg) = Milligram per Kilogram. ACS uses simple acceptance criteria. Passed - Analyte/microbe is not detected or is at the level below the action limit per FL rule 64ER20-39, 5K-4.036, 5K-4.034. Failed - Analyte/microbe is at the level that equal or above the action limit per FL rule 64ER20-39, 5K-4.036, 5K-4.034. The results apply to the sample as received.

This report shall not be reproduced, without written approval, from ACS Laboratory. The results of this report relate only to the material or product analyzed. Test results are confidential unless explicitly waived otherwise. ACS Laboratory is accredited to the ISO/IEC 17025:2017 Standard.



Certificate of Analysis

Compliance Test

Client Information:

HR SUPPLIES LLC
6925 Lake Ellenor DR
SUITE 470
ORLANDO, FL 32809

Batch # 101632
Batch Date: 2025-05-13
Extracted From: Hemp

Test Reg State: Florida

Order # HRS250515-500001
Order Date: 2025-05-15
Sample # AAGS575

Sampling Date: 2025-05-17
Lab Batch Date: 2025-05-17
Completion Date: 2025-05-23

Initial Gross Weight: 77.075 g
Density: .989 g/ml
Volume: 30 ml

Total Yeast and Mold
Specimen Weight: 488.200 mg

Passed
SOP13.017 (qPCR)

Dilution Factor: 8.000

Analyte	Action Level (cfu/g)	LOQ (cfu/g)	Result (cfu/g)
Total Yeast/Mold	100000	1000	<LOQ
Prep. By: 1179	Date: 2025-05-19 12:49:16	Analyzed By: 1179	Date: 2025-05-19 12:49:16
Reviewed By: 1161	Date: 2025-05-20 10:08:27	Lab Batch #: AAGS575-434	Date: 2025-05-20 10:08:27

Pathogenic SAE (qPCR)
Specimen Weight: 1024.300 mg

Passed
SOP13.029 (qPCR)

Dilution Factor: 1.000

Analyte	Action Level (cfu/g)	Result (cfu/g)	Analyte	Action Level (cfu/g)	Result (cfu/g)
Aspergillus (Flavus, Fumigatus, Niger, Terreus)	1	Absence in 1g	Salmonella	1	Absence in 1g
E.Coli	1	Absence in 1g			

Aixia Sun

Aixia Sun Lab Director/Principal Scientist
D.H.Sc., M.Sc., B.Sc., MT (AAB)

Definitions are found on page 1

This report shall not be reproduced, without written approval, from ACS Laboratory. The results of this report relate only to the material or product analyzed. Test results are confidential unless explicitly waived otherwise. ACS Laboratory is accredited to the ISO/IEC 17025:2017 Standard.





Certificate of Analysis

Compliance Test

Client Information:

HR SUPPLIES LLC
6925 Lake Ellenor DR
SUITE 470
ORLANDO, FL 32809

Batch # 101632
Batch Date: 2025-05-13
Extracted From: Hemp

Test Reg State: Florida

Order # HRS250515-500001
Order Date: 2025-05-15
Sample # AAGS575

Sampling Date: 2025-05-17
Lab Batch Date: 2025-05-17
Completion Date: 2025-05-23

Initial Gross Weight: 77.075 g
Density: .989 g/ml
Volume: 30 ml



Heavy Metals

Specimen Weight: 251.600 mg

Passed
SOP13.048 (ICP-MS)

Dilution Factor: 198

Analyte	LOD (ppb)	LOQ (ppb)	Action Level (ppb)	Result (ppb)	Analyte	LOD (ppb)	LOQ (ppb)	Action Level (ppb)	Result (ppb)
Arsenic (As)	4.83	100	1500	<LOQ	Lead (Pb)	11.76	100	500	<LOQ
Cadmium (Cd)	.64	100	500	<LOQ	Mercury (Hg)	.58	100	3000	<LOQ



Mycotoxins

Specimen Weight: 588.200 mg

Passed
SOP13.007 (LCMS)

Dilution Factor: 2.550

Analyte	LOD (ppb)	LOQ (ppb)	Action Level (ppb)	Result (ppb)	Analyte	LOD (ppb)	LOQ (ppb)	Action Level (ppb)	Result (ppb)
Aflatoxin B1	3.0400E-1	6	20	<LOQ	Aflatoxin G2	2.7100E-1	6	20	<LOQ
Aflatoxin B2	7.7000E-2	6	20	<LOQ	Ochratoxin A	7.5400E-1	3.8	20	<LOQ
Aflatoxin G1	3.0400E-1	6	20	<LOQ					



Residual Solvents - FL (CBD)

Specimen Weight: 17.300 mg

Passed
SOP13.039 (GCMS-HS)

Dilution Factor: 1.000

Analyte	LOD (ppm)	LOQ (ppm)	Action Level (ppm)	Result (ppm)	Analyte	LOD (ppm)	LOQ (ppm)	Action Level (ppm)	Result (ppm)
1,1-Dichloroethene	0.0094	0.16	8	<LOQ	Heptane	0.0013	1.39	5000	<LOQ
1,2-Dichloroethane	0.0003	0.04	2	<LOQ	Hexane	0.068	1.17	290	<LOQ
Acetone	0.015	2.08	5000	<LOQ	Isopropyl alcohol	0.0048	1.39	500	<LOQ
Acetonitrile	0.06	1.17	410	<LOQ	Methanol	0.0005	0.69	3000	<LOQ
Benzene	0.0002	0.02	2	<LOQ	Methylene chloride	0.0029	2.43	600	<LOQ
Butanes	0.4167	2.5	2000	<LOQ	Pentane	0.037	2.08	5000	<LOQ
Chloroform	0.0001	0.04	60	<LOQ	Propane	0.031	5.83	2100	<LOQ
Ethanol	0.0021	2.78	NA	<LOQ	Toluene	0.0009	2.92	890	<LOQ
Ethyl Acetate	0.0012	1.11	5000	<LOQ	Total Xylenes	0.0001	2.92	2170	<LOQ
Ethyl Ether	0.0049	1.39	5000	<LOQ	Trichloroethylene	0.0014	0.49	80	<LOQ
Ethylene Oxide	0.0038	0.1	5	<LOQ					

Aixia Sun

Aixia Sun Lab Director/Principal Scientist
D.H.Sc., M.Sc., B.Sc., MT (AAB)

Definitions are found on page 1

This report shall not be reproduced, without written approval, from ACS Laboratory. The results of this report relate only to the material or product analyzed. Test results are confidential unless explicitly waived otherwise. ACS Laboratory is accredited to the ISO/IEC 17025:2017 Standard.





Certificate of Analysis

Compliance Test

Client Information:

HR SUPPLIES LLC
6925 Lake Ellenor DR
SUITE 470
ORLANDO, FL 32809

Batch # 101632
Batch Date: 2025-05-13
Extracted From: Hemp

Test Reg State: Florida

Order # HRS250515-500001
Order Date: 2025-05-15
Sample # AAGS575

Sampling Date: 2025-05-17
Lab Batch Date: 2025-05-17
Completion Date: 2025-05-23

Initial Gross Weight: 77.075 g
Density: .989 g/ml
Volume: 30 ml



Pesticides

Specimen Weight: 588.200 mg

Passed
SOP13.007 (LCMS)

Dilution Factor: 2.550

Analyte	LOD (ppb)	LOQ (ppb)	Action Level (ppb)	Result (ppb)	Analyte	LOD (ppb)	LOQ (ppb)	Action Level (ppb)	Result (ppb)
Abamectin	2.8800E-1	28.23	300	<LOQ	Fludioxonil	1.7400E+0	48	3000	<LOQ
Acephate	2.3000E-2	30	3000	<LOQ	Hexythiazox	4.9000E-2	30	2000	<LOQ
Acequinocyl	9.5640E+0	48	2000	<LOQ	Imazalil	2.4800E-1	30	100	<LOQ
Acetamiprid	5.2000E-2	30	3000	<LOQ	Imidacloprid	9.4000E-2	30	3000	<LOQ
Aldicarb	2.6000E-2	30	100	<LOQ	Kresoxim Methyl	4.2000E-2	30	1000	<LOQ
Azoxystrobin	8.1000E-2	10	3000	<LOQ	Malathion	8.2000E-2	30	2000	<LOQ
Bifenazate	1.4150E+0	30	3000	<LOQ	Metalaxyl	8.1000E-2	10	3000	<LOQ
Bifenthrin	4.3000E-2	30	500	<LOQ	Methiocarb	3.2000E-2	30	100	<LOQ
Boscalid	5.5000E-2	10	3000	<LOQ	Methomyl	2.2000E-2	30	100	<LOQ
Captan	6.1200E+0	30	3000	<LOQ	methyl-Parathion	1.7100E+0	10	100	<LOQ
Carbaryl	2.2000E-2	10	500	<LOQ	Mevinphos	2.1500E+0	10	100	<LOQ
Carbofuran	3.4000E-2	10	100	<LOQ	Myclobutanil	1.0290E+0	30	3000	<LOQ
Chlorantraniliprole	3.3000E-2	10	3000	<LOQ	Naled	9.5000E-2	30	500	<LOQ
Chlordane	1.0000E+1	10	100	<LOQ	Oxamyl	2.5000E-2	30	500	<LOQ
Chlorfenapyr	3.4000E-2	30	100	<LOQ	Paclobutrazol	6.5000E-2	30	100	<LOQ
Chlormequat Chloride	1.0800E-1	10	3000	<LOQ	Pentachloronitrobenzene	1.3200E+0	10	200	<LOQ
Chlorpyrifos	3.5000E-2	30	100	<LOQ	Permethrin	3.4300E-1	30	1000	<LOQ
Clofentezine	1.1900E-1	30	500	<LOQ	Phosmet	8.2000E-2	30	200	<LOQ
Coumaphos	3.7700E+0	48	100	<LOQ	Piperonylbutoxide	2.9000E-2	30	3000	<LOQ
Cyfluthrin	3.1100E+0	30	1000	<LOQ	Prallethrin	7.9800E-1	30	400	<LOQ
Cypermethrin	1.4490E+0	30	1000	<LOQ	Propiconazole	7.0000E-2	30	1000	<LOQ
Daminozide	8.8500E-1	30	100	<LOQ	Propoxur	4.6000E-2	30	100	<LOQ
Diazinon	4.4000E-2	30	200	<LOQ	Pyrethrins	2.3593E+1	30	1000	<LOQ
Dichlorvos	2.1820E+0	30	100	<LOQ	Pyridaben	3.2000E-2	30	3000	<LOQ
Dimethoate	2.1000E-2	30	100	<LOQ	Spinetoram	8.0000E-2	10	3000	<LOQ
Dimethomorph	5.8300E+0	48	3000	<LOQ	Spinosad	8.8000E-2	30	3000	<LOQ
Ethoprophos	3.6000E-1	30	100	<LOQ	Spiromesifen	2.6100E-1	30	3000	<LOQ
Etofenprox	1.1600E-1	30	100	<LOQ	Spirotetramat	8.9000E-2	30	3000	<LOQ
Etoxazole	9.5000E-2	30	1500	<LOQ	Spiroxamine	1.3100E-1	30	100	<LOQ
Fenhexamid	5.1000E-1	10	3000	<LOQ	Tebuconazole	6.7000E-2	30	1000	<LOQ
Fenoxycarb	1.0700E-1	30	100	<LOQ	Thiacloprid	6.4000E-2	30	100	<LOQ
Fenpyroximate	1.3800E-1	30	2000	<LOQ	Thiamethoxam	5.0000E-2	30	1000	<LOQ
Fipronil	1.0700E-1	30	100	<LOQ	Trifloxystrobin	3.7000E-2	30	3000	<LOQ
Fonicamid	5.1700E-1	30	2000	<LOQ					

Aixia Sun

Aixia Sun Lab Director/Principal Scientist
D.H.Sc., M.Sc., B.Sc., MT (AAB)

Definitions are found on page 1

This report shall not be reproduced, without written approval, from ACS Laboratory. The results of this report relate only to the material or product analyzed. Test results are confidential unless explicitly waived otherwise. ACS Laboratory is accredited to the ISO/IEC 17025:2017 Standard.





Certificate of Analysis

Compliance Test

Client Information:

HR SUPPLIES LLC
6925 Lake Ellenor DR
SUITE 470
ORLANDO, FL 32809

Batch # 101629
Batch Date: 2024-12-10
Extracted From: Hemp

Test Reg State: Florida

Production Facility: HR SUPPLIES LLC
Production Date: 2024-12-10

Order # HRS241211-030001
Order Date: 2024-12-11
Sample # AAGF298

Sampling Date: 2024-12-16
Lab Batch Date: 2024-12-16
Completion Date: 2024-12-19

Initial Gross Weight: 76.408 g
Net Weight: 30.000 g

Number of Units: 1
Net Weight per Unit: 30000.000 mg

Volume: 30 ml



Potency
Tested

Product Image

Delta 8/Delta 10 Potency 13 - (LCUV)

Specimen Weight: 101.400 mg

Tested

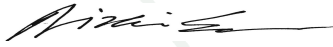
SOP13.001 (LCUV)

Analyte	LOD (mg/g)	LOQ (%)	Result (mg/g)	(%)
Delta-8 THC	2.60E-5	0.015	28.650	2.865
CBGA	8.00E-5	0.015	2.230	0.223
CBC	1.80E-5	0.015	0.430	0.043
CBG	2.48E-4	0.015	0.240	0.024
CBN	1.40E-5	0.015	0.240	0.024
CBD	5.40E-5	0.015	<LOQ	<LOQ
CBDA	1.00E-5	0.015	<LOQ	<LOQ
CBDV	6.50E-5	0.015	<LOQ	<LOQ
Delta-10 THC	3.00E-6	0.015	<LOQ	<LOQ
Delta-9 THC	1.30E-5	0.015	<LOQ	<LOQ
Delta6a10a-THC	8.47E-5	0.015	<LOQ	<LOQ
THCA-A	3.20E-5	0.015	<LOQ	<LOQ
THCV	7.00E-6	0.015	<LOQ	<LOQ
Total Active CBD			<LOQ	<LOQ
Total Active THC			<LOQ	<LOQ



Potency Summary

Total Delta 8 2.865% 859.500 mg	Total Delta 10 None Detected
Total Active THC None Detected	Total Active CBD None Detected
Total CBG 0.220% 66.000 mg	Total CBN 0.024% 7.200 mg
Total Cannabinoids 3.179% 953.700 mg	



Aixia Sun Lab Director/Principal Scientist
D.H.Sc., M.Sc., B.Sc., MT (AAB)



Definitions and Abbreviations used in this report: Total Active CBD = CBD + (CBD-A * 0.877), *Total CBDV = CBDV + (CBDVA * 0.867), Total Active THC = THCA-A * 0.877 + Delta 9 THC, Total THC = THCV + (THCVA * 0.87), CBG Total = (CBGA * 0.878) + CBG, CBN Total = (CBNA * 0.876) + CBN, Total CBC = CBC + (CBCA * 0.877), Total THC-O-Acetate = Delta 8 THC-O-Acetate + Delta 9 THC-O-Acetate, Total THCP = Delta8-THCP + Delta9-THCP, Total Cannabinoids = Total percentage of cannabinoids within the sample. (mg/ml) = Milligrams per Milliliter, LOQ = Limit of Quantitation, LOD = Limit of Detection, Dilution = Dilution Factor, (ppb) = Parts per Billion, (%) = Percent, (cfu/g) = Colony Forming Unit per Gram, (µg/g) = Microgram per Gram, (ppm) = Parts per Million, (ppm) = (µg/g), (aw) = Water Activity, (mg/Kg) = Milligram per Kilogram. ACS uses simple acceptance criteria. Passed - Analyte/microbe is not detected or is at the level below the action limit per FL rule 64ER20-39, 5K-4.036, 5K-4.034. Failed - Analyte/microbe is at the level that equal or above the action limit per FL rule 64ER20-39, 5K-4.036, 5K-4.034. The results apply to the sample as received.

This report shall not be reproduced, without written approval, from ACS Laboratory. The results of this report relate only to the material or product analyzed. Test results are confidential unless explicitly waived otherwise. ACS Laboratory is accredited to the ISO/IEC 17025:2017 Standard.



Certificate of Analysis

Sample:KN31116003-050
Harvest/Lot ID: D8 DRP
Batch#: 101626
Batch Date: 11/10/23
Sample Size Received: 30 ml
Retail Product Size: 1 ml
Ordered : 11/10/23
Sampled : 11/10/23
Completed: 11/20/23

Nov 20, 2023 | A Gift From Nature

6925 Lake Ellenor Dr
Orlando, FL, 32809, US



PASSED

Page 1 of 1

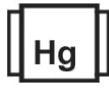
PRODUCT IMAGE



SAFETY RESULTS



Pesticides
NOT TESTED



Heavy Metals
NOT TESTED



Microbials
NOT TESTED



Mycotoxins
NOT TESTED



Residuals Solvents
NOT TESTED



Filtration
NOT TESTED



Water Activity
NOT TESTED



Moisture
NOT TESTED



Terpenes
NOT TESTED

MISC.



Potency

PASSED



Total THC
0.0667%



Total d8-THC
3.7645%



Total Cannabinoids
3.8433%

	CBDVA	CBDV	CBDA	CBGA	CBG	CBD	D9-THCV	D8-THCV	CBN	D9-THC	D8-THC	D10-THC	CBC	THCA
%	ND	ND	ND	ND	ND	<0.01	ND	0.0121	<0.01	0.0667	3.7645	<0.01	ND	ND
mg/ml	ND	ND	ND	ND	ND	<0.1	ND	0.121	<0.1	0.667	37.645	<0.1	ND	ND
LOD	0.001	0.001	0.001	0.001	0.001	0.001	0.001	0.001	0.001	0.001	0.001	0.001	0.001	0.001
%	%	%	%	%	%	%	%	%	%	%	%	%	%	%

Analyzed by:
2657, 2990

Weight:
0.2014g

Extraction date:
11/16/23 14:24:01

Extracted by:
2837

Analysis Method : SOP.T.30.031.TN & SOP.T.40.031.TN Expanded Measurement of Uncertainty: Flower Matrix d9-THC: ± 0.100 , THCA: ± 0.124 , TOTAL THC ± 0.112 . These uncertainties represent an expanded uncertainty expressed at approximately the 95% confidence level using a coverage factor $k=2$ for a normal distribution.

Analytical Batch : KN004305POT

Instrument Used : E-SHI-008

Running on : N/A

Reviewed On : 11/20/23 16:40:13

Batch Date : 11/16/23 08:28:31

Dilution : N/A

Reagent : 083023.01; 100422.02; 090723.01; 110723.R04; 111023.R03; 110323.01

Consumables : 302110210; 220501; B9291.100; 2304150590; 1008702218; 947.100; GD220003; 1350331; 6121219; 600185

Pipette : E-VWR-120

Full spectrum cannabinoid analysis utilizing High Performance Liquid Chromatography with UV/PDA detection (HPLC-UV/PDA). All cannabinoids have an LOQ of 0.01%.

Sue Ferguson

Lab Director

State License # n/a
ISO Accreditation # 17025:2017

Signature

11/20/23

Signed On



Certificate of Analysis

Sample:KN21122011-001
Harvest/Lot ID: 101624
Batch#: 101624
Seed to Sale# N/A
Batch Date: 11/10/22
Sample Size Received: 30 ml
Total Batch Size: N/A
Retail Product Size: 30 ml
Ordered : 11/10/22
Sampled : 11/10/22
Completed: 11/29/22
Sampling Method: N/A

PASSED

Page 1 of 1

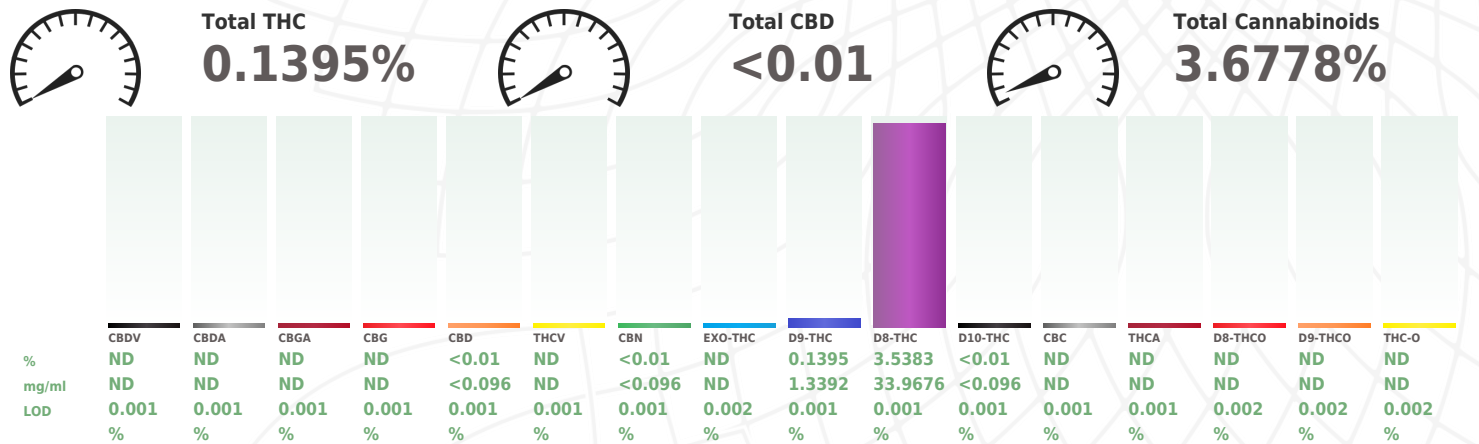
Nov 29, 2022 | A Gift From Nature

6925 Lake Ellenor Dr
Orlando, FL, 32809, US



PRODUCT IMAGE	SAFETY RESULTS								MISC.
	Pesticides NOT TESTED	Heavy Metals NOT TESTED	Microbials NOT TESTED	Mycotoxins NOT TESTED	Residuals Solvents NOT TESTED	Filtration NOT TESTED	Water Activity NOT TESTED	Moisture NOT TESTED	Terpenes NOT TESTED

Cannabinoid	PASSED
-------------	--------



Analyzed by: 2837, 2657
Weight: 0.2016g
Extraction date: 11/22/22 10:56:44
Extracted by: 2837

Analysis Method : SOP.T.30.031.TN & SOP.T.40.031.TN Expanded Measurement of Uncertainty: Flower Matrix d9-THC: ± 0.100 , THCA: ± 0.124 , TOTAL THC ± 0.112 . These uncertainties represent an expanded uncertainty expressed at approximately the 95% confidence level using a coverage factor $k=2$ for a normal distribution.
Analytical Batch : KN003167POT
Instrument Used : HPLC E-SHI-008
Running on : N/A

Dilution : N/A
Reagent : 062422.01; 100422.02; 112122.R01; 111622.R03; 100522.02; 092622.01; 102422.05
Consumables : 294108110; 22/04/01; n/a; 239146; 947B9291.100; 220325059-D; IP250.100
Pipette : E-GIL-010; E-EPP-081

Full spectrum cannabinoid analysis utilizing High Performance Liquid Chromatography with UV/PDA detection (HPLC-UV/PDA). All cannabinoids have an LOQ of 0.01%.

This report shall not be reproduced, unless in its entirety, without written approval from Labstat. This report is an Labstat certification. The results relate only to the material or product analyzed. Test results are confidential unless explicitly waived otherwise. Void after 1 year from test end date. Cannabinoid content of batch material may vary depending on sampling error. IC=In-control QC parameter, NC=Non-controlled QC parameter, ND=Not Detected, NA=Not Analyzed, ppm=Parts Per Million, ppb=Parts Per Billion. Limit of Detection (LoD) and Limit Of Quantitation (LoQ) are terms used to describe the smallest concentration that can be reliably measured by an analytical procedure. RPD=Reproducibility of two measurements. Action Levels are State determined thresholds for human safety for consumption and/or inhalation. The result >99% are variable based on uncertainty of measurement (UM) for the analyte. The UM error is available from the lab upon request. The "Decision Rule" for the pass/fail does not include the UM. The limits are based on F.S. Rule 64-4.310.

Sue Ferguson

Lab Director

State License # n/a
ISO Accreditation # 17025:2017

Signature

11/29/22

Signed On